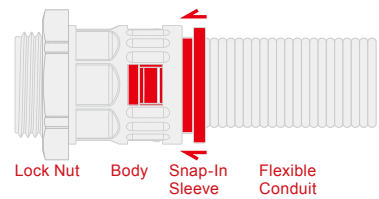
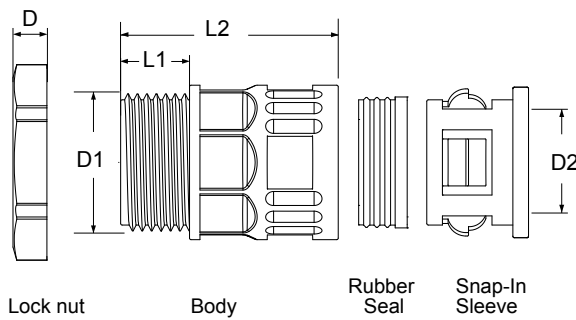


QUICK DISCONNECT CONDUIT ADAPTORS


- Push-in lock design makes connection and disconnection quick and energy-saving
- Simple dismounting the conduit from adaptor by pressing the snap-in sleeve
- Smallest outer dimensions to be used under confined conditions
- For machine, train, elevator...etc., where the maintenance need to be quick and perfectly done
- Material: Polyamide 6,6, UL94V-2
- Color: Black



Disconnect



Press The Snap-In Sleeve & Pull Out

IP68 

Part No.	Thread (PF)	Suitable Conduits	D mm (inch)	D1 mm (inch)	D2 mm (inch)	L1 mm (inch)	L2 mm (inch)
FCG-12	1/2"	NFC-12	5.6 (0.22)	Ø20.8 (0.82)	Ø16.0 (0.63)	9.5 (0.37)	34.5 (1.36)
FCG-17	1/2"	NFC-17	6.5 (0.26)	Ø20.8 (0.82)	Ø22.2 (0.87)	11.7 (0.46)	40.0 (1.57)
FCG-23	3/4"	NFC-23	6.5 (0.26)	Ø26.3 (1.04)	Ø29.2 (1.15)	13.5 (0.53)	44.2 (1.74)
FCG-28	1"	NFC-28	7.5 (0.30)	Ø33.1 (1.30)	Ø35.6 (1.40)	13.5 (0.53)	46.3 (1.82)
FCG-36	1-1/4"	NFC-36	7.5 (0.30)	Ø41.5 (1.63)	Ø43.3 (1.70)	17.4 (0.69)	50.4 (1.98)
FCG-48	2"	NFC-48	8.5 (0.33)	Ø59.5 (2.34)	Ø55.0 (2.17)	15.5 (0.61)	51.5 (2.03)