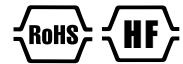
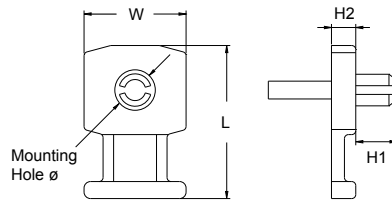


KNOCK-IN LOW PROFILE MOUNTS

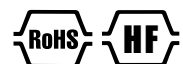
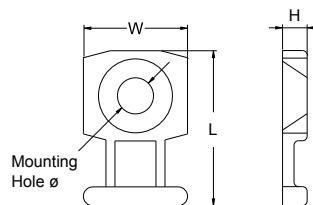
- The special 'diagonal' design of the fixing guarantees a secure installation at all times
- Once installed the mounts offer a firm fixing a wide variety of cable ties
- The two-piece 'wedge' ensures that once installed the mounts will not come away from the panel, ideal for use where a high pull out force is required
- Particularly designed for the areas with restricted access
- Material: Polyamide 6,6, UL94V-2
- Color: Natural



Part No.	L mm (inch)	W mm (inch)	H1 mm (inch)	H2 mm (inch)	Mounting Hole ø mm (inch)	Max. Tie Width mm (inch)
KM-K36	18.9 (0.74)	12.6 (0.50)	5.1 (0.20)	3.0 (0.12)	3.6 (0.14)	4.8 (0.19)
KM-K43	18.9 (0.74)	12.6 (0.50)	5.1 (0.20)	3.0 (0.12)	4.3 (0.17)	4.8 (0.19)
KM-K50	18.9 (0.74)	12.6 (0.50)	5.1 (0.20)	3.0 (0.12)	5.0 (0.20)	4.8 (0.19)

SCREW APPLIED LOW PROFILE MOUNTS

- Installed "outside serrated" and take up no more space than the cable itself
- Particularly used in telecoms equipment, switch gear and control cabinets
- Particularly suitable for applications with minimal space
- Material: Polyamide 6,6, UL94V-2
- Color: Natural



Part No.	L mm (inch)	W mm (inch)	H mm (inch)	Mounting Hole ø mm (inch)	Max. Tie Width mm (inch)
SM-5	10.2 (0.40)	8.1 (0.32)	2.5 (0.10)	3.5 (0.14)	2.5 (0.10)
SM-8	18.9 (0.74)	12.6 (0.50)	3.0 (0.12)	4.4 (0.17)	4.8 (0.19)